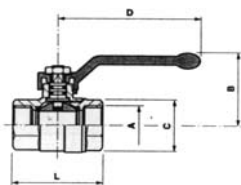


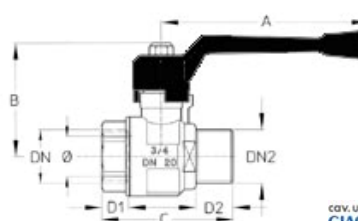
VALVOLA A SFERA FF A PASSAGGIO TOTALE



cav. uff. GIACOMO CIMBERIO s.p.a.

Codice	DN	mm	A	B	C	D	CH
VSC1/4	1/4	10	65	36	45	11,5	18
VSC3/8	3/8	10	65	36	47	12,5	20
VSC1/2	1/2	15	80	52	61	17	25
VSC3/4	3/4	20	100	56	68	18,5	31
VSC1	1"	25	100	60	82	21	40
VSC11/4	1 1/4"	32	120	73	92	22,5	49
VSC11/2	1 1/2"	40	150	89	107	23	55
VSC2	2"	50	150	96	125	26,5	69
VSC21/2	2 1/2"	63	240	121	151	151	206
VSC3	3"	76	240	121	151	27	86
VSC4	4"	100	310	155	206	35	123

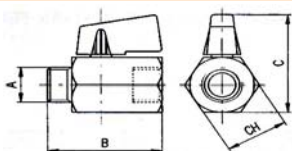
VALVOLA A SFERA MF A PASSAGGIO TOTALE



cav. uff. GIACOMO CIMBERIO s.p.a.

Codice	DN	mm	A	B	C	D1	D2
VSC1/2MF	1/2	15	80	52	56	12,5	15,5
VSC3/4MF	3/4	20	100	56	63	12,5	18

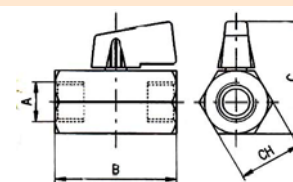
VALVOLA A SFERA A FARFALLA MF



cav. uff. GIACOMO CIMBERIO s.p.a.

COD.	A	DN	B	C	CH
VSF6218	1/8	6	39	38	21
VSF01214	1/4	8	39	38	21
VSF01238	3/8	8	40	38	21
VSF01212	1/2	10	46	42	25

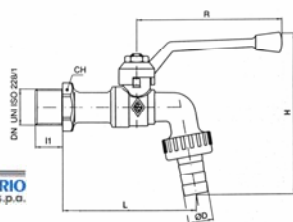
VALVOLA A SFERA A FARFALLA FF



cav. uff. GIACOMO CIMBERIO s.p.a.

COD.	A	DN	B	C	CH
VSF6218	1/8	6	39	38	21
VSF01114	1/4	8	40	38	21
VSF01138	3/8	8	42	38	21
VSF01112	1/2	10	48	42	25

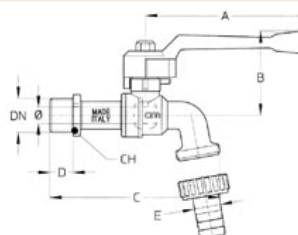
VALVOLA A SFERA CON PORTAGOMMA A GIRELLO



cav. uff. GIACOMO CIMBERIO s.p.a.

COD.	DN	II	CH	D	L	H	R
RS1/2	1/2	12	25	15.5	79	45.5	95
RS3/4	3/4	15	30	20.5	92	47	95

VALVOLA A SFERA CON PORTAGOMMA LUCCHETTABILE



COD.	DN	A	B	C	D	E	CH
RUSF12	1/2	100	51	103	14	16	23
RUSF34	3/4	100	52	112,5	16	22	28,5