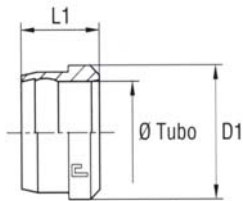


ANELLO TAGLIANTE B3 STANDARD



DIN 2353

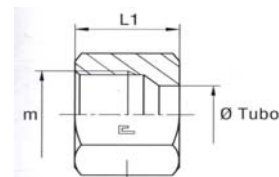


Serie	Bar	CODICE	ØTubo	L1	D1	D2
LL	100	C100101	4	6	6	-
		C100102	6	7	8	-
		C100103	8	7	10	-
L	315	C100104	6	9,5	10	10
		C100105	8	9,5	10	10
		C100106	10	10	14	14
		C100107	12	10	16	16
		C100108	15	10	19	20
		C100109	18	10	23	23
		C100110	22	10,5	27	27
		C100111	28	11	33	33
		C100112	35	13	41	41
		C100113	42	13	48	48

DADO DI SERRAGGIO



DIN 2353

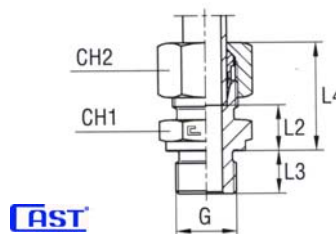


Serie	Bar	CODICE	Ø Tubo	m	L1	CHI
LL	100	C100201	4	8x1	11	10
		C100202	6	10x1	11,5	12
		C100203	8	12x1	12	14
L	315	C100204	6	12x1,5	14,5	14
		C100205	8	14x1,5	14,5	17
		C100206	10	16x1,5	15,5	19
		C100207	12	18x1,5	15,5	22
		C100208	15	22x1,5	17	27
		C100209	18	26x1,5	18	32
		C100210	22	30x2	20	36
		C100211	28	36x2	21	41
		C100212	35	45x2	24	50
		C100213	42	52x2	24	60

DIRITTO DI ESTREMITA' CON GUARNIZIONE Filetto gas cilindrico

Serie	Bar	CODICE	Ø Tubo	G	L1	L2	L3	L4	CH1	CH2
LL	100	C100501	4	1/8	13,5	9,5	8	20	14	10
		C100502	6	1/8	13,5	8	8	20	14	12
		C100503	8	1/8	14,5	9	8	21	14	14
L	315	C100504	6	1/8	15,5	8,5	8	23	14	14
		C100505	8	1/8	17	10	12	25	19	17
		C100506	10	1/8	18	11	12	26	19	19
		C100507	12	1/8	19,5	12,5	12	27	22	22
		C100508	15	1/4	21	14	14	29	27	27
		C100509	18	1/4	22	14,5	14	31	27	27
		C100510	22	3/8	24	16,5	16	33	32	36
		C100511	28	1/2	25	17,5	28	34	41	41
		C100512	35	1/2	28	17,5	20	39	50	50
		C100513	42	1/2	30	19	22	42	55	60

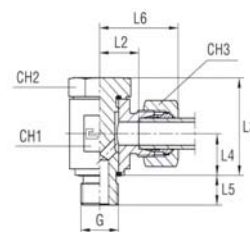
DIN 2353



TERMINALE A GOMITO ORIENTABILE CON GUARNIZIONE PIANA Filetto gas cilindrico

Serie	Bar	CODICE	ØTubo	G	L1	L2	L3	L4	L5	L6	CH1	CH2	CH3
LL	100	C101302	6	1/8	18	12,5	18,5	10,5	8	24	17	17	12
L	315	C101304	6	1/8	19	12	18,5	10,5	8	27	17	17	14
		C101305	8	1/4	21,5	14,5	25	14	12	29,5	22	19	17
		C101306	10	1/4	22,5	15,5	25	14	12	30,5	22	19	19
		C101307	12	3/8	25	18	30	16,5	12	33	27	24	22
		C101308	15	1/2	29	22	37,5	21,5	14	37	32	30	27
		C101309	18	1/2	29	21,5	37,5	21,5	14	38	32	30	32
		C101310	22	3/4	34	26,5	44	24	16	43	41	36	36
L	160	C101311	28	1	38,5	31	55,5	30,5	18	47,5	50	46	41
		C101312	5	1/4	45,5	35	65,5	35,5	20	56,5	60	55	50
		C101313	42	1/2	50,5	39,5	75,5	40,5	22	62,5	70	60	60

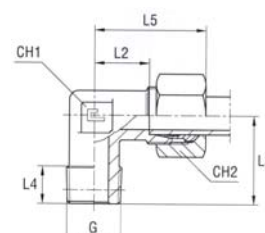
DIN 2353



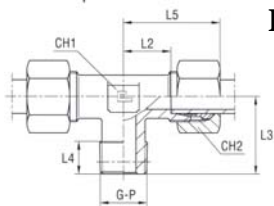
GOMITO DI ESTREMITA' Filetto gas conico

Serie	Bar	CODICE	Ø Tubo	G	L1	L2	L3	L4	L5	CH1	CH2
LL	100	C102001	4	1/8	15	11	17	8	21	9	10
		C102002	6	1/8	15	9,5	17	8	21	9	12
		C102003	8	1/8	17	11,5	20	8	23	12	14
L	315	C102004	6	1/8	19	12	20	8	27	17	14
		C102005	8	1/4	21	14	26	12	29	22	17
		C102006	10	1/4	22	15	27	12	30	22	19
		C102007	12	3/8	24	17	28	12	32	27	22
		C102008	15	1/2	28	21	34	14	36	32	27
		C102009	18	1/2	31	23,5	36	14	40	32	32
		C102010	22	3/4	35	27,5	42	16	44	41	36
		C102011	28	1	38	30,5	48	18	47	50	41
		C102012	35	1/4	45	34,5	54	20	56	60	50
		C102013	42	1/2	51	40	61	22	63	70	60

DIN 2353



“T” DI ESTREMITA’ CENTRALE
Filetto gas conico

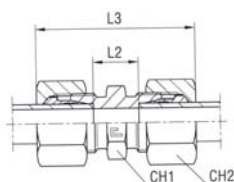


DIN 2353



Serie	Bar	CODICE	Ø Tubo	G	L1	L2	L3	L4	L5	CH1	CH2
LL	100	C102501	4	1/8	15	11	17	8	21	9	10
		C102502	6	1/8	15	9,5	17	8	21	9	12
L	315	C102504	6	1/8	19	12	20	8	27	12	14
		C102505	8	1/4	21	14	26	12	29	12	17
		C102506	10	1/4	22	15	27	12	30	14	19
		C102507	12	3/8	24	17	28	12	32	17	22
		C102508	15	1/2	28	21	34	14	36	19	27
		C102009	18	1/2	31	23,5	36	14	40	24	32
	160	C102510	22	3/4	35	27,5	42	16	44	27	36
		C102511	28	1	38	30,5	48	18	47	36	41
		C102512	35	1¼	45	34,5	54	20	56	41	50
		C102513	42	1½	51	40	61	22	63	50	60

DIRITTO INTERMEDIO PARI

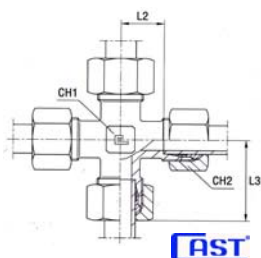


DIN 2353



Serie	Bar	CODICE	Ø Tubo	L1	L2	L3	CH1	CH2
L	315	C103504	6	24	10	39	12	14
		C103505	8	25	11	40	14	17
		C103506	10	27	13	42	17	19
		C103507	12	28	14	43	19	22
		C103508	15	30	16	46	24	27
		C103009	18	31	16	48	27	32
	160	C103510	22	35	20	52	32	36
		C103511	28	36	21	54	41	41
		C103512	35	41	20	63	46	50
		C103513	42	43	21	66	55	60

CROCE INTERMEDIA

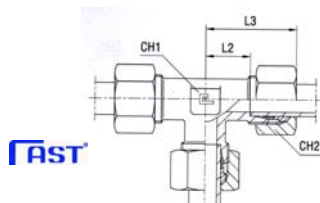


DIN 2353



Serie	Bar	CODICE	Ø Tubo	L1	L2	L3	CH1	CH2
LL	100	C104102	6	15	9,5	21	9	12
L	315	C104004	6	19	12	27	12	14
		C104005	8	21	14	29	12	17
		C104006	10	22	15	30	14	19
		C104007	12	24	17	32	17	22
		C104008	15	28	21	36	19	27
		C104009	18	31	23,5	40	24	32
	160	C104010	22	35	27,5	44	27	36
		C104011	28	38	30,5	47	36	41
		C104012	35	45	34,5	56	41	50
		C104013	42	51	40	63	50	60

“T” INTERMEDIO



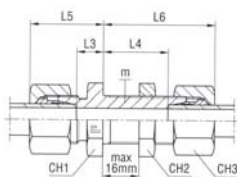
DIN 2353

Serie	Bar	CODICE	Ø Tubo	L1	L2	L3	CH1	CH2
LL	100	C103901	4	15	11	21	9	10
		C103902	6	15	9,5	21	9	12
L	315	C103904	6	24	10	39	12	14
		C103905	8	25	11	40	14	17
		C103906	10	27	13	42	17	19
		C103907	12	28	14	43	19	22
		C103908	15	30	16	46	24	27
		C103909	18	31	16	48	27	32
	160	C103910	22	35	20	52	32	36
		C103911	28	36	21	54	41	41
		C103912	35	41	20	63	46	50
		C103913	42	43	21	66	55	60

DIRITTO DI ATTRAVERS. INTERMEDIO



DIN 2353

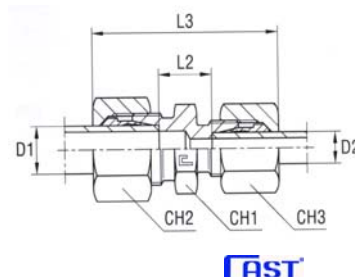


Serie	Bar	CODICE	Ø Tubo	m	L1	L2	L3	L4	L5	L6	CH1	CH2	CH3
L	315	C103604	6	12x1,5	14	34	7	27	22	42	17	17	14
		C103605	8	14x1,5	15	34	8	27	23	42	19	19	17
		C103606	10	16x1,5	17	35	10	28	25	43	22	22	19
		C103607	12	18x1,5	17	36	10	29	25	44	24	24	22
		C103608	15	22x1,5	19	38	12	31	27	46	27	30	27
		C103609	18	26x1,5	21	40	13,5	32,5	30	49	32	36	32
	160	C103610	22	30x2	24	42	16,5	34,5	33	51	36	41	36
		C103611	28	36x2	26	43	18,5	35,5	35	52	41	46	41
		C103612	35	45x2	29	47	18,5	36,5	40	58	50	55	50
		C103613	42	52x2	30	47	19	36	42	59	60	65	60

DIRITTO INTERMEDIO RIDOTTO

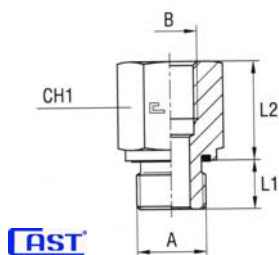
DIN 2353

Serie	Bar	CODICE	Ø Tubo		L1	L2	L3	CH1	CH2
			D1	D2					
L	315	C104104	8	6	25	11	40,5	14	17
		C104105	10	6	26	12	41,5	17	19
		C104106	10	8	26	12	42	17	19
		C104107	12	6	27	13	42	19	22
		C104108	12	8	27	13	42,5	19	22
		C104109	12	10	28	14	43,5	19	22
		C104110	15	10	29	15	45	24	27
		C104111	15	12	29	15	44,5	24	27
		C104112	18	10	30	15,5	47	27	32
		C104113	18	12	30	15,5	46,5	27	32
	C104114	18	15	31	16,5	48	27	32	
	C104115	22	12	32	17,5	48,5	32	36	
	C104116	22	15	33	18,5	50	32	36	
	C104117	22	18	33	18	51	32	36	
C104118	28	18	34	19	52	41	41		
C104119	28	22	36	21	54	41	41		
C104120	35	22	39	21	59	46	50		
C104121	35	28	39	21	59	46	50		



RIDUZIONE MASCHIO-FEMMINA CON GUARNIZIONE PIANA Filetto gas cilindrico

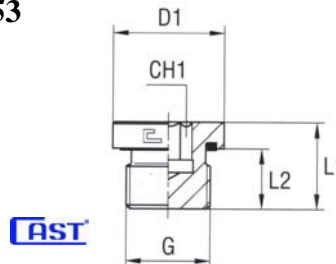
DIN 2353



Serie	Bar	CODICE	A	B	L1	L2	CH1	
L/S	630	C107501	1/8	1/4	8	23	19	
		C107502	1/8	3/8	8	24	24	
		C107503	1/4	1/8	12	16	19	
		C107504	1/4	3/8	12	24	24	
		C107505	1/4	1/2	12	28	30	
		C107506	1/4	3/4	12	31	36	
		C107507	3/8	1/4	12	24	22	
		C107508	3/8	1/2	12	29	30	
	400	C107509	3/8	3/4	12	32	36	
	630	C107510	1/2	3/8	14	22	27	
	400	C107511	1/2	3/4	14	32	36	
		C107512	1/2	1	14	35	36	
		C107513	1/2	1 ¼	14	39	55	
		C107514	3/4	1/2	16	26	32	
		C107515	3/4	1	16	35	41	
		C107516	3/4	1 ¼	16	39	55	
		315	C107517	3/4	1 ½	16	41	60
		400	C107518	1	3/4	18	29	41
	315	C107519	1	1 ¼	18	39	55	
400	C107520	1	1 ½	18	41	60		
315	C107521	1 ¼	1	20	31	50		
	C107522	1 ¼	1 ½	20	40	60		
	C107523	1 ½	1 ¼	22	36	55		

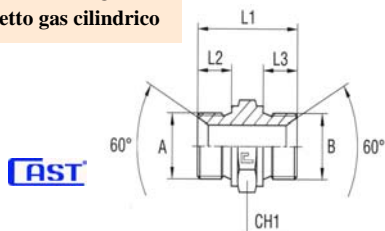
TAPPO ESAGONO INCASSATO CON GURNIZIONE PIANA Filetto NPT

DIN 2353



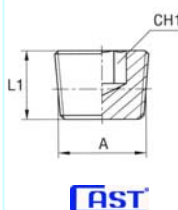
SERIE	Bar	CODICE	G	D1	L1	L2	CH1
S	400	C107601	1/8	14	12	8	5
		C107602	1/4	19	17	12	6
		C107603	3/8	22	17	12	8
		C107604	1/2	27	19	14	10
		C107605	3/4	32	21	16	12
		C107606	1	40	22,5	16	17
	250	C107607	1 ¼	50	22,5	16	22
	C107608	1 ½	55	22,5	16	24	

**ADATTATORE DIRITTO
MASCHIO Filetto gas cilindrico**



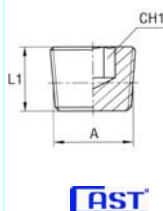
Serie	Bar	CODICE	A	B	L1	L2	L3	CH1
UNIVERSALE	400	C300501	1/8	1/8	24	8	8	14
		C300502	1/8	1/4	28,5	8	11	19
		C300503	1/8	3/8	30	8	12	22
		C300504	1/4	1/4	32	11	11	19
		C300505	1/4	3/8	33,5	11	12	22
	350	C300506	1/4	1/2	37	11	14	27
	315	C300507	1/4	3/4	41	11	16	32
	400	C300508	3/8	3/8	35	12	12	22
	350	C300509	3/8	1/2	38,5	12	14	27
	315	C300510	3/8	3/4	42,5	12	16	32
	350	C300511	1/2	1/2	41	14	14	27
		C300512	1/2	5/8	43	14	16	30
	315	C300513	1/2	3/4	45	14	16	32
	250	C300514	1/2	1	49	14	19	41
	200	C300515	1/2	1 1/4	52	14	20	50
	350	C300516	5/8	5/8	45	16	16	30
	315	C300517	5/8	3/4	47	16	16	32
		C300518	3/4	3/4	47	16	16	32
	250	C300519	3/4	1	51	16	19	41
	200	C300520	3/4	1 1/4	54	16	20	50
	160	C300521	3/4	1 1/2	59	16	23	55
	250	C300522	1	1	54	19	19	41
	200	C300523	1	1 1/4	57	19	20	50
	100	C300524	1	1 1/2	62	19	23	55
	125	C300525	1	2	67,5	19	25	70
	200	C300526	1 1/4	1 1/4	58	20	20	50
	160	C300527	1 1/4	1 1/2	63	20	23	55
	125	C300528	1 1/4	2	68,5	20	25	70
	160	C300529	1 1/2	1 1/2	66	23	23	55
	125	C300530	1 1/2	2	71,5	23	25	70
	350	C300531	2	2	7	25	25	70
		C300532	1/8	1/2	33,5	8	14	27
	250	C300533	1/4	5/8	39	11	16	30
C300534		1/4	1	45	11	19	41	
350	C300535	3/8	5/8	40,5	12	16	30	
250	C300536	3/8	1	46,5	12	19	41	
160	C300537	1/2	1 1/2	57	14	23	55	
250	C300538	5/8	1	51	16	19	41	
200	C300539	5/8	1 1/4	54	16	20	50	

**TAPPO AD ESAGONO INCASSATO
Filetto gas conico**



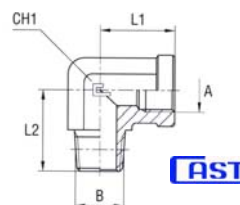
Serie	Bar	CODICE	A	L1	CH1
UNIVERSALE	350	C301001	1/8	8	5
		C301002	1/4	10	7
	250	C301003	3/8	10	8
	225	C301004	1/2	10	10
	200	C301005	3/4	12	12
	160	C301006	1	12	17
		C301007	1 1/4	18	22
		C301008	1 1/2	20	24

**TAPPO AD ESAGONO INCASSATO
Filetto NPT**



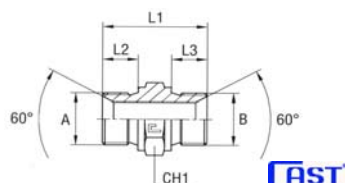
Serie	Bar	CODICE	A	L1	CH1
UNIVERSALE	350	C301101	1/8	8	5
		C301102	1/4	10	7
	250	C301103	3/8	10	8
	225	C301104	1/2	10	10
	200	C301105	3/4	12	12
	160	C301106	1	12	17
		C301107	1 1/4	18	22
		C301108	1 1/2	20	24

**ADATTATORE A 90° DI ESTREMITA'
MASCHI/FEMMINA
Filetto gas cilindrico/conico**



Serie	Bar	CODICE	A	B	L1	L2	CH1
UNIVERSALE	350	C303801	1/8	1/8	8	20	5
		C303802	1/4	1/4	10	28	7
	250	C303803	3/8	3/8	10	31	8
	225	C303804	1/2	1/2	10	37,5	10
	200	C303805	3/4	3/4	12	40	12
	160	C303806	1	1	12	50	17
		C303807	1 1/4	1 1/4	18	60	22
		C303808	1 1/2	1 1/2	20	67	24
		C303809	2	2	61	76	71

**ADATTATORE DIRITTO MASCHIO
Filetto gas metrico/cilindrico cilindrico**



Serie	Bar	CODICE	A	B	L1	L2	L3	CH1
UNIVER.	350	C300714	1/2	18x1,5	38,5	14	12	27
		C300716	1/2	22x1,5	41	14	14	27